



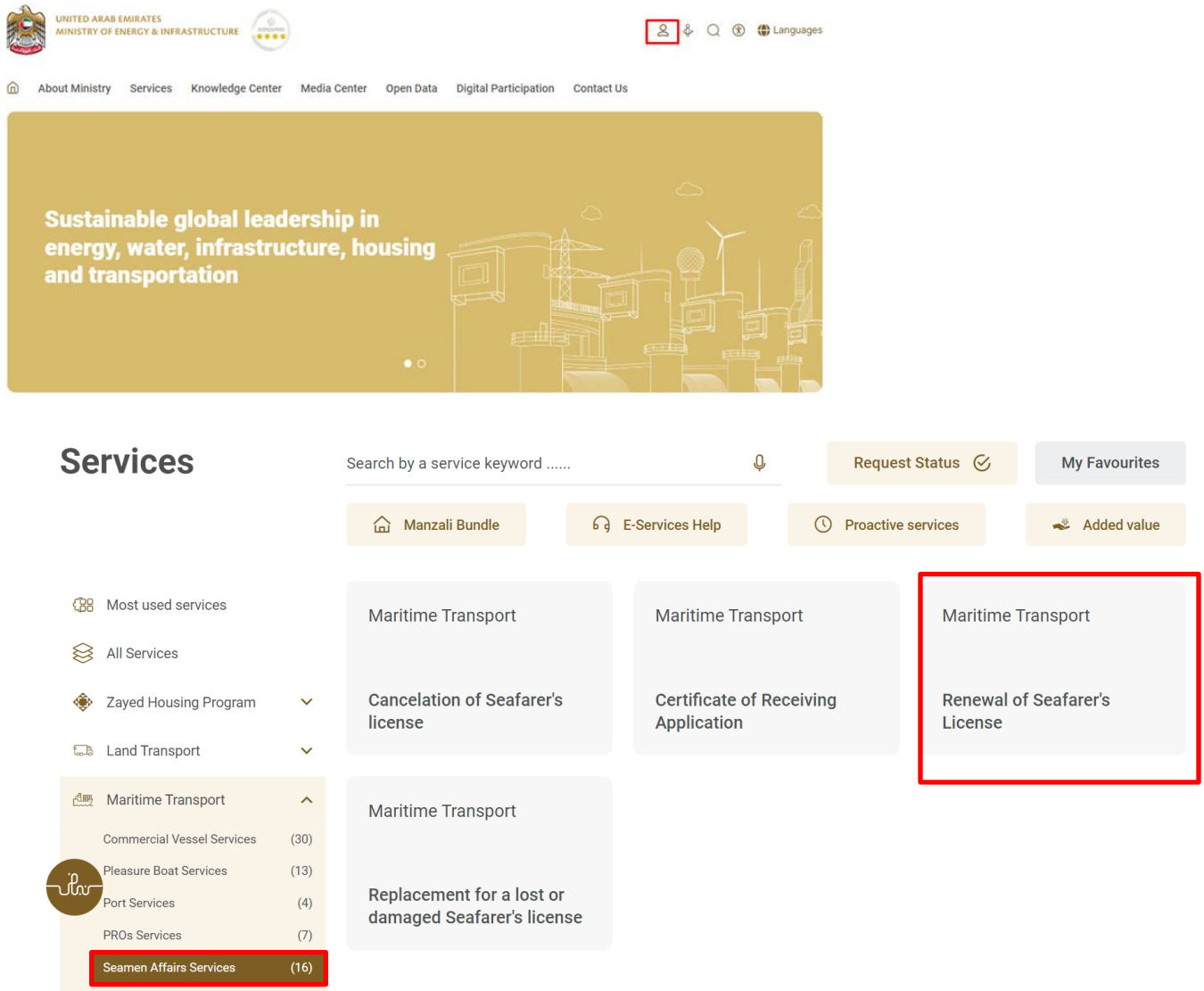
User Manual

Renewal of Seafarer's license

V 1.0


2024

1. Open MOEI website: <https://www.moei.gov.ae>
2. From the home page, go to Services Directory, choose the category “Land Transportation” Then select the Sub category “National transportation vehicle permits”. you can view the service Info or start the service immediately by clicking on Start Button



3. Then it will redirect you to the Login page, you can login using UAE PASS.

Sign in to your account

 Sign in with UAE PASS

A single trusted digital identity for all citizens, residents and visitors.

For more information please check the user manual from [Here](#)

4. Search the License Number and Select .

Renewal of Seafarer's License
License No * <input type="text"/>
<input type="button" value="Search"/>

5. Fill the application Information.

Renewal of Seafarer's License



Service User Guide (pdf 1.19 MB)

Seafarer Information

Registration Centre *

Abu Dhabi Centre

Profession

Operation Area

Name of Candidate in English

Name of Candidate in Arabic

Date of Birth

Passport No *

Passport Issue Place *

P

you can write (Arabic Or English) language

Passport Issue Date *

23/04/2010

Passport Expiry Date *

22/04/2020

Emirates ID No

Please Add Emirate ID No

784-xxxx-xxxxxx-x

Emirates ID Issue Date

Please Add Emirate ID Issue Date

Emirates ID Expiry Date

Please Add Emirate ID Expiry Date

Nationality

India

Gender *

- Male
 Female

Mobile No

Only numbers are allowed

Email

Please Add Email

Address

Please Add Address

100%


Form Completion


Save and Continue Later

Next

Back

Renewal of Seafarer's License







Service User Guide (pdf 1.19 MB) 


License Info


Company Name *

100%
Form Completion

 Save and Continue Later  Previous  Next  Back

Renewal of Seafarer's License



Service User Guide (pdf 1.19 MB) 





Vessel Info

All Company's Vessels

Vessel Name Registration No

Port Of Registration

0%
Form Completion

 Save and Continue Later  Previous  Next  Back

6. Upload the needed documents.

Renewal of Seafarer's License

Service User Guide (pdf 1.19 MB)

Upload Attachments

A155146996171024.jpg 33.3 KB
Select or drag and drop files here
(jpg, jpeg, png) extensions are allowed with maximum 1 file(s) and up to 2 MB of size.

A copy of the passport (and residence if working in the territorial waters)

Select or drag and drop files here
(jpg, jpeg, png, bmp, gif, pdf) extensions are allowed with maximum 4 file(s) and up to 4 MB of size.

B6170dc6.PNG 146 KB

A copy of the mandatory certificates

Select or drag and drop files here
(jpg, jpeg, png, bmp, gif, pdf) extensions are allowed with maximum 4 file(s) and up to 4 MB of size.

4162bdc.PNG 146 KB

A copy of the navigation license

Select or drag and drop files here
(jpg, jpeg, png, bmp, gif, pdf) extensions are allowed with maximum 4 file(s) and up to 4 MB of size.

a4106362.PNG 146 KB

Copy of seafarer certificates as applicable

Select or drag and drop files here
(jpg, jpeg, png, bmp, gif, pdf) extensions are allowed with maximum 4 file(s) and up to 4 MB of size.

93651717.PNG 146 KB

Seafarer medical fitness certificate

Select or drag and drop files here
(jpg, jpeg, png, bmp, gif, pdf) extensions are allowed with maximum 4 file(s) and up to 4 MB of size.

b7c50ad8.PNG 146 KB

100% Form Completion

Save and Continue Later Previous Next Back

7. Submit the request by click on “Submit“.

Renewal of Seafarer's License

Service User Guide (pdf 1.19 MB)

Submit and Finish

Comments

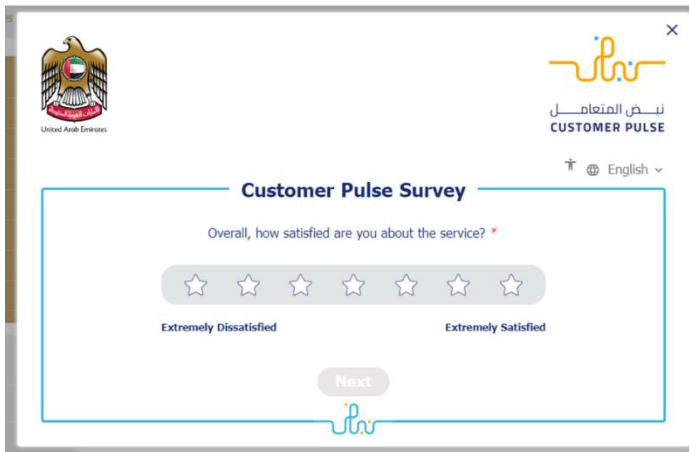
Please Add Comments

I, the applicant, hereby declare that all the information and documents provided for this transaction are correct; and if they are proven incorrect or there is any tampering or forgery in them, the Ministry has the right to take the necessary legal measures regarding this *

100% Form Completion

Save and Continue Later Previous Submit Back

8. Fill the satisfaction survey about the eService, when the following pop-up shows up:





English

Customer Pulse Survey

Based on your experience in getting the service. To what extent do you agree on the following statements?

	Extremely Disagree	Disagree	Somewhat Disagree	Neutral	Somewhat Agree	Agree	Extremely Agree
Availability & accuracy of Service information	☆	☆	☆	☆	☆	☆	☆
Ease of Service accessibility in the Smart Application	☆	☆	☆	☆	☆	☆	☆
Ease & Simplicity of Service Application Steps	☆	☆	☆	☆	☆	☆	☆
Ease and Variety of payment options	☆	☆	☆	☆	☆	☆	☆
Possibility of Service Status Tracking	☆	☆	☆	☆	☆	☆	☆
Service Completion time was reasonable & within my expectations	☆	☆	☆	☆	☆	☆	☆
Smart Application efficiency (no delays or errors in app)	☆	☆	☆	☆	☆	☆	☆
Availability of Online Support	☆	☆	☆	☆	☆	☆	☆

Previous Next



English

Customer Pulse Survey

Is there anything else you would like to share with us?

Please select

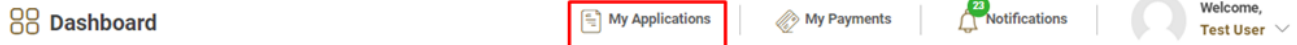
2000 characters left

Kindly provide your mobile number or Email for follow up

Previous Submit

11. After the application is approved by the ministry, you will receive the Certificate automatically via email. However, you can also view and download the certificate from the end user dashboard through Request Status boxes Or My Application:

- a. Click on the My Application as shown in the image below



- b. for searching/filtering the requests based on Reference Number/Request Date/Service Name/Request Status:

My Applications

Services by Category: Maritime Transport Services

Service: Please Select

My Company: Please Select

Company PRO: Please Select

Application Status: Please Select

Keyword (Reference Number):

Use Date Range

Search **Reset Filters**